


KLINGER® KGS/VD

The first infinitely adjustable gasket




The two-piece adjustable gasket compensates slanted positions of flanges up to approx. 8°. Ideal in pipeline construction, simple in use and favourable in price.

KLINGER –
worldwide leader in gaskets

KLINGER® KGS/VD

The first infinitely adjustable gasket

The adjustable gasket consists of two positivelocking parts. Due to this particular construction, the new KLINGER® KGS/VD gasket enables simple and cost-effective sealing in case of slant positions of flanges. Extensive construction measures can thus be dispensed with. Slant positions can be infinitely aligned up to approx. 8°.



Slant positions occur with all flange connections. Buried pipes in particular where adaptors and flanges are fitted to, e.g. hydrants and valves, cannot always be put in a straight line according to the drawing (or plan).

The new, adjustable KLINGER® KGS/VD gasket replaces, simply and highly economically, the wedge disks made of cast iron, cast or steel that were used in these cases up to now.

These heavy wedge disks, elaborately installed, even require two additional seals, leading to inaccurate mounting and higher costs.

The consequence: inaccurate mounting, higher costs.

Complicated handling in the narrowest of spaces using these metal elements cause uncertainty in mounting and increase the risk of leaks.


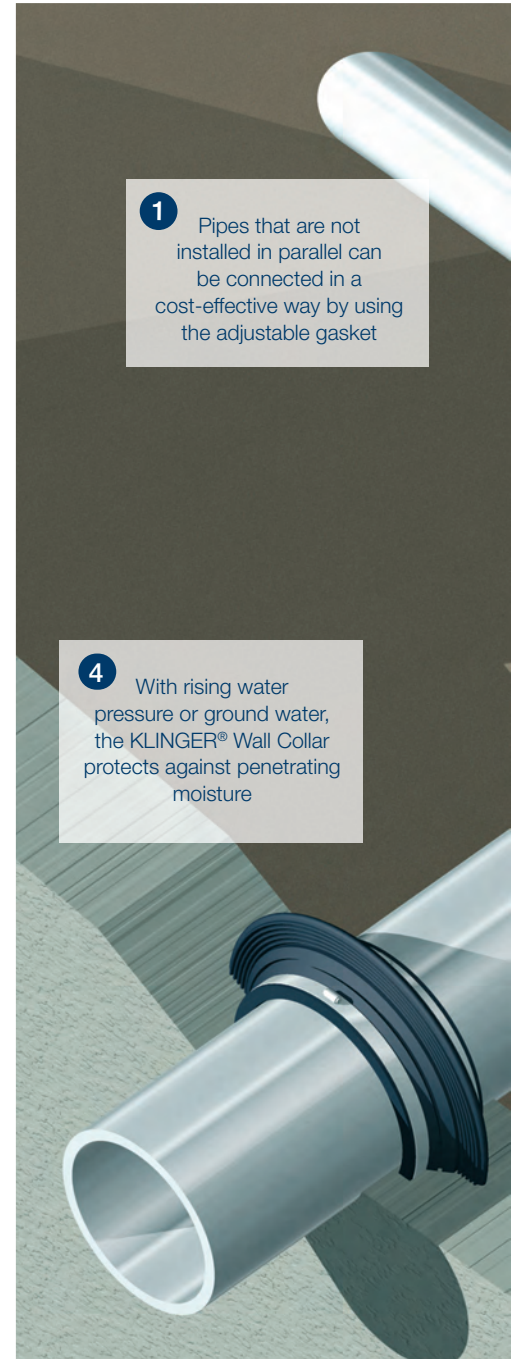
Manufacturing special fittings can be dropped

The usual elbows made of GGG (ductile cast iron), steel or plastic begin with 11.25°.

The adjustable KLINGER® KGS/VD gasket makes it possible to cover the range from 0° to 8°, while the remaining 3.25° are solved by other constructional measures.

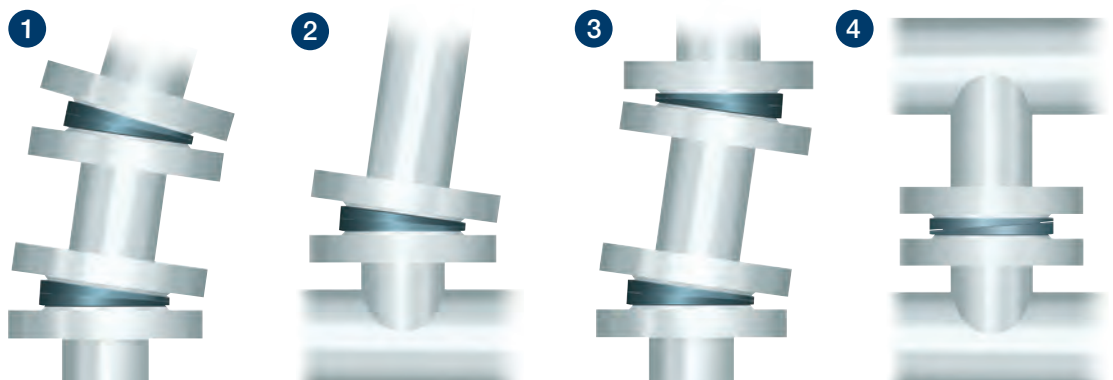
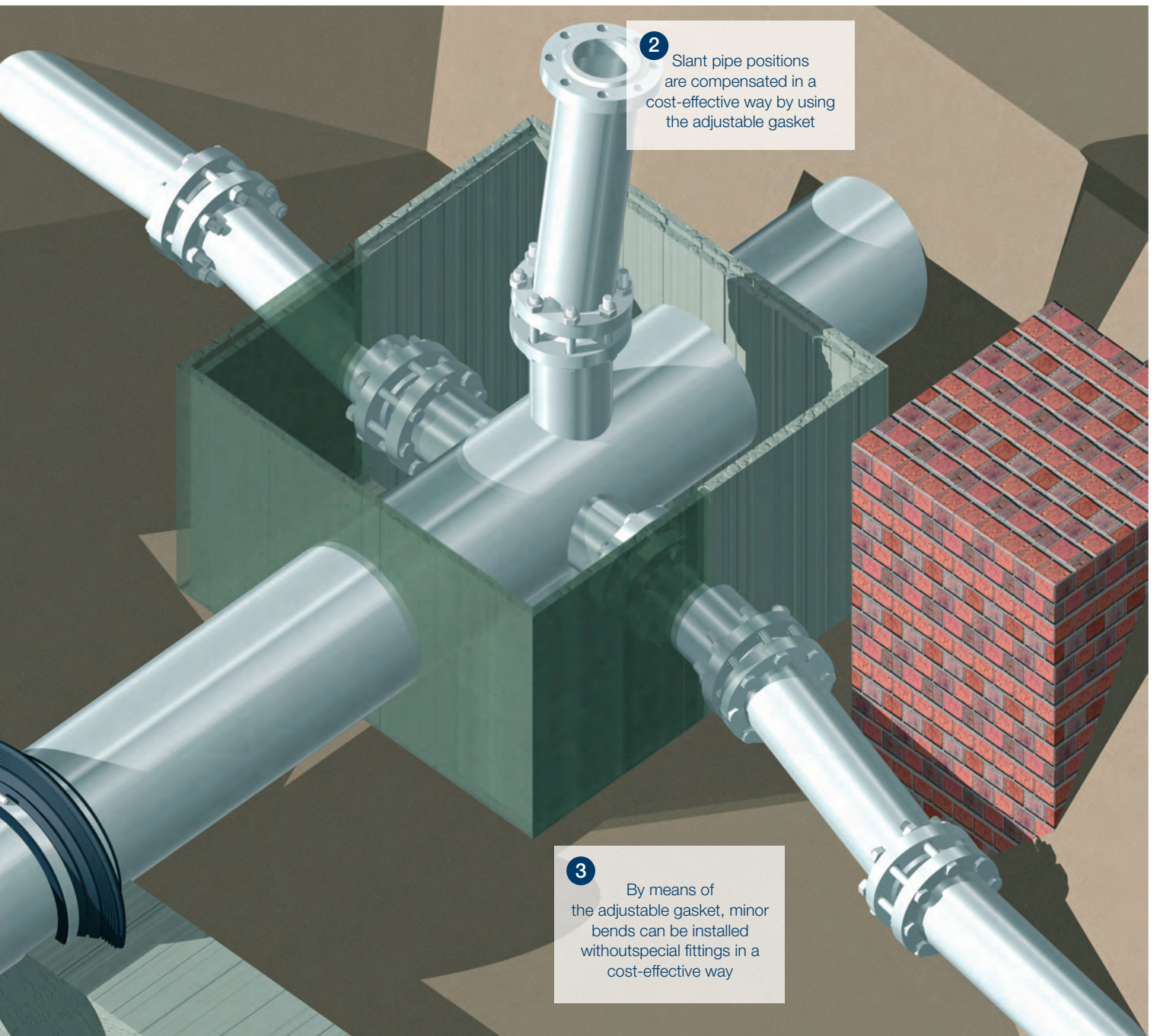
The KLINGER® KGS/VD can be used as adaptor or extension piece, for instance.

Special features, such as screw length and size, can be found in the tables on the back.



KLINGER® KGS/VD

The first infinitely adjustable gasket



KLINGER® KGS/VD

Technical data

Dimensions according to DIN EN 1514-1

The adjustable gasket KGS/VD is currently available from DN 32 to DN 500; further dimensions on request.

Deviating dimensions from DIN EN 1514-1

- » for PN 16 and PN 25.
Only concerns the dimensions DN 300, 350 and 400 (the gaskets fit to the sealing strip of a flange PN 16, acc. to EN 1092-1 and -2).
- » or PN 25.
Only concerns the dimensions DN 125 and DN 200.
- » Screw length only for fix flanges.

Dimensions			Thickness in mm			Screws		EPDM	
DN	D _i x D _a	PN	Min.	Max.	Parallel	Length mm	Size	Weight kg	Order-Nr.
32	43 x 82	10 - 40	9	20	15	90	M 14	0,110	788 011 495
40	49 x 92	10 - 40	9	22	16	90	M 14	0,140	788 011 496
50	61 x 107	10 - 40	9	24	17	100	M 14	0,180	788 011 497
65	77 x 127	10 - 40	9	26	18	100	M 14	0,330	788 011 498
80	89 x 142	10 - 40	14	30	22	100	M 14	0,330	788 011 499
100	115 x 162	10 - 16	14	33	24	100	M 14	0,370	788 011 500
100	115 x 168	25 - 40	14	33	24	110	M 18	0,420	788 011 501
125	141 x 192	10 - 16	14	33	24	100	M 14	0,500	788 011 546
125	141 x 192	25 - 40	14	33	24	120	M 18	0,500	788 011 549
150	169 x 218	10 - 16	14	39	27	110	M 18	0,580	788 011 502
150	169 x 224	25 - 40	14	39	27	130	M 22	0,680	788 011 503
200	220 x 273	10 - 16	15	50	33	130	M 18	0,920	788 011 504
200	220 x 273	25	15	50	33	130	M 22	0,920	788 011 550
200	220 x 290	40	15	50	33	150	M 24	1,340	788 011 505
250	273 x 328	10	16	59	38	140	M 18	1,260	788 011 506
250	273 x 328	16	16	59	38	140	M 22	1,260	788 011 551
250	273 x 340	25	16	59	38	160	M 24	–	on request
250	273 x 352	40	16	59	38	170	M 27	2,000	788 011 507
300	324 x 378	10	22	68	45	150	M 18	1,950	788 011 508
300	324 x 378	16	22	68	45	150	M 22	1,950	788 011 552
350	356 x 438	10	22	68	45	150	M 18	3,510	788 011 509
350	356 x 438	16	22	68	45	150	M 22	3,510	788 011 553
400	407 x 489	10	22	74	48	170	M 22	4,100	788 011 510
400	407 x 489	16	22	74	48	170	M 24	4,100	788 011 554
500	508 x 594	10	23	79	51	190	M 22	5,400	788 011 511

Dimensions acc. to ANSI, B16.21

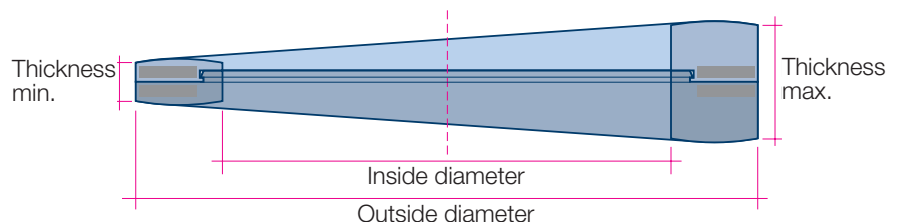
The adjustable gasket KGS/VD is currently available from 3" to 16"; further dimensions on request.

Dimensions			Thickness in mm			Screws		EPDM	
Inch	D _i x D _a	Class	Min.	Max.	Parallel	Length mm	Size	Weight kg	Order-Nr.
3	89 x 133	150	14	30	22	100	M 14	0,170	–
4	115 x 171	150	14	33	24	100	M 14	0,270	–
6	168 x 219	150	14	39	27	110	M 14	0,460	–
8	219 x 276	150	15	50	33	130	M 14	0,750	–
10	273 x 337	150	16	58	37	140	M 14	1,200	–
12	325 x 406	150	22	68	45	150	M 14	2,300	–
16	406 x 512	150	22	74	48	160	M 18	4,100	–

The KLINGER® KGS/VD is manufactured by default from EPDM.

According to its conditions of use, however, it can also be manufactured from other elastomers, such as FKM (Viton) or silicon.

Tightening torques on request.



Certified according to DIN EN ISO 9001:2015

Subjekt to technical alterations
Issue: 07.2025

KLINGER GmbH
Rich.-Klinger-Straße 37
D-65510 Idstein
Tel (06126) 4016-0

mail@klinger.de
www.klinger-elastomere.de

